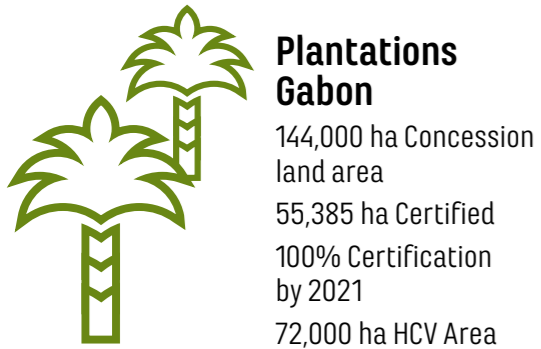


# Palm Quarterly Dashboard


June 2018



## Upstream



On target



## Supply chain



**Olam**  
 As of June 2018

## Olam Palm Gabon plantation statistics <sup>◇</sup>

144,000 ha Concession land area of which 56,000 ha are planted

**72,000 ha** are protected as High Conservation Value areas

**32<sup>△</sup>** Villages directly benefitting from 5 social contracts

Infrastructure includes

**Health**

5 dispensaries built

**Education**

11 schools/classrooms built  
 11 schools renovated

**Water**

46 hydraulic pumps built

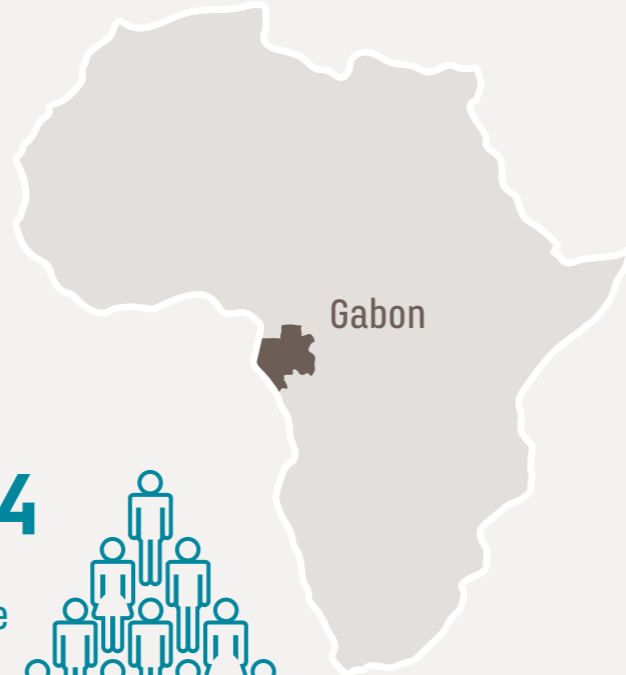
**Energy**

795 solar street lights installed

**8,904** Gabonese workforce

**65%** Men

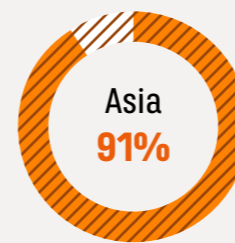
**35%** Women



<sup>◇</sup> This does not include Ndende  
<sup>△</sup> From 2012 to Q4, 2017

## Olam's traceable volumes procured by regions

CPO & PKO



Derivatives

Traceability target 2018

Traceability achieved

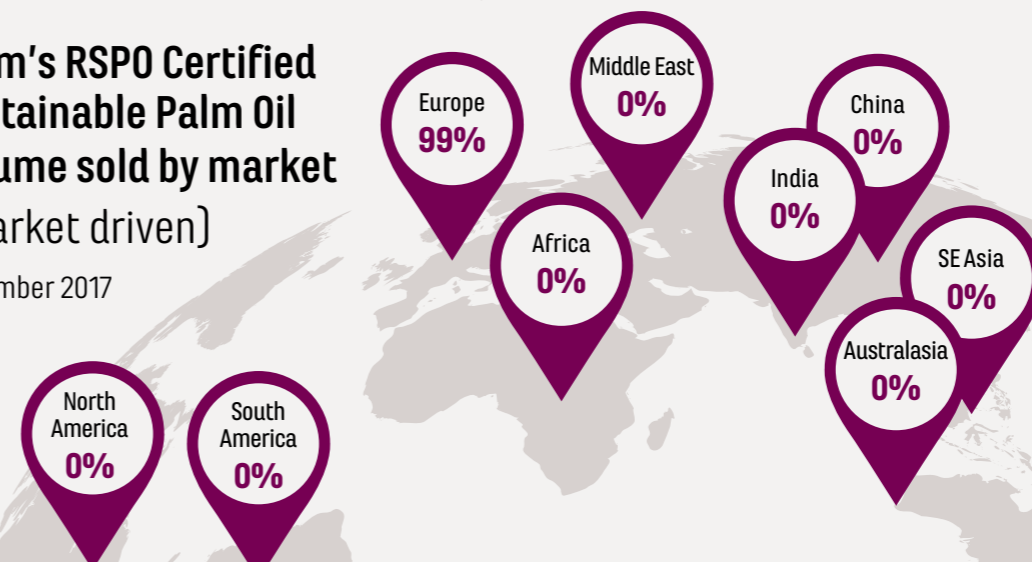


Total annual volume sourced

2016: 301,000 MT  
 2017: 597,404 MT

## Olam's RSPO Certified Sustainable Palm Oil volume sold by market (market driven)

December 2017



## Useful links

- [Olam Sustainable Palm Policy](#)
- [Olam Supplier Code](#)
- [Olam Palm Grievance Procedure and Olam Palm Grievance Log](#)



- [Mill List](#)
- [GHG Reports](#)
- [Summary of Third Party Mill Risk Assessment](#)
- [FAQ and Reports](#)