



Palm Quarterly Dashboard



Upstream[△]



On target



Supply chain



Olam
 As of Q2, 2021

Olam Palm Gabon plantation statistics[△]

202,000 ha Concession land area of which 112,455 ha are certified

99,000 ha are protected as High Conservation Value areas

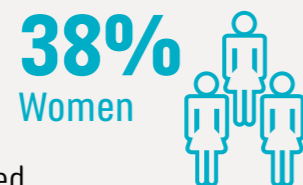
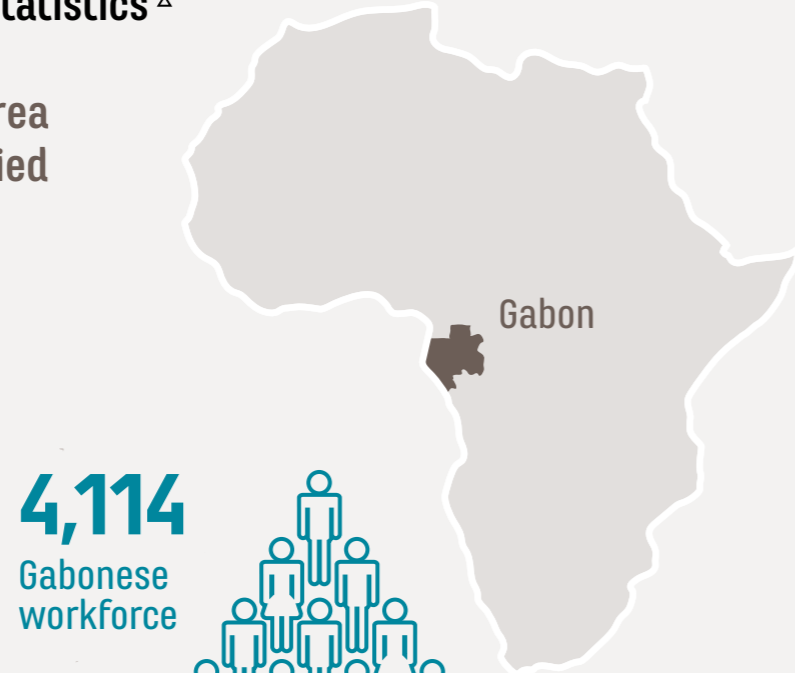
60[△] Villages benefitting from community investment

Infrastructure includes **Health Medical Clinic/ Dispensaries** 11 built/ renovated

Education
 16 schools/classrooms built
 22 schools renovated
 22 teachers' houses built

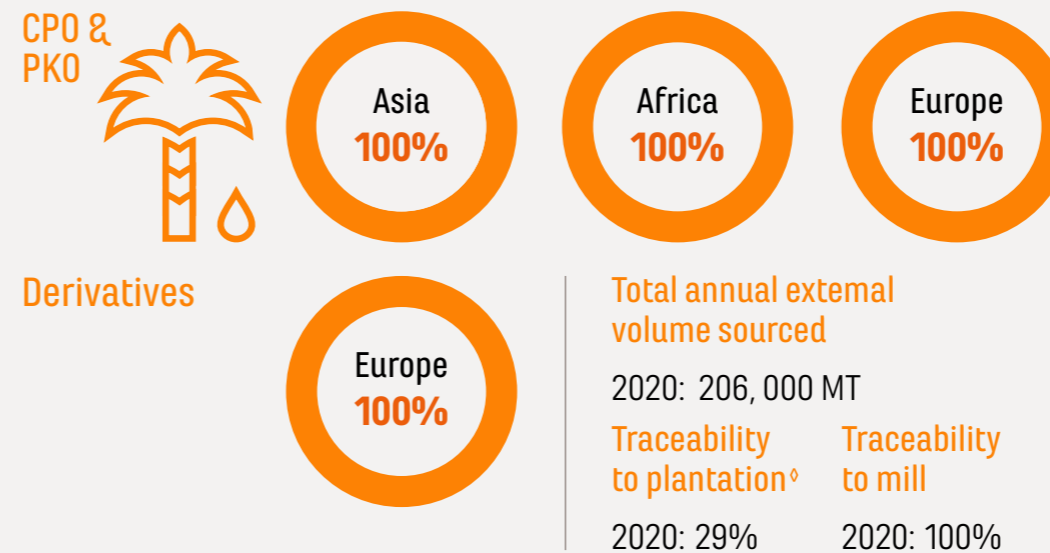
Water
 117 fresh water wells built/restored

Energy
 2017 solar street lights installed/restored



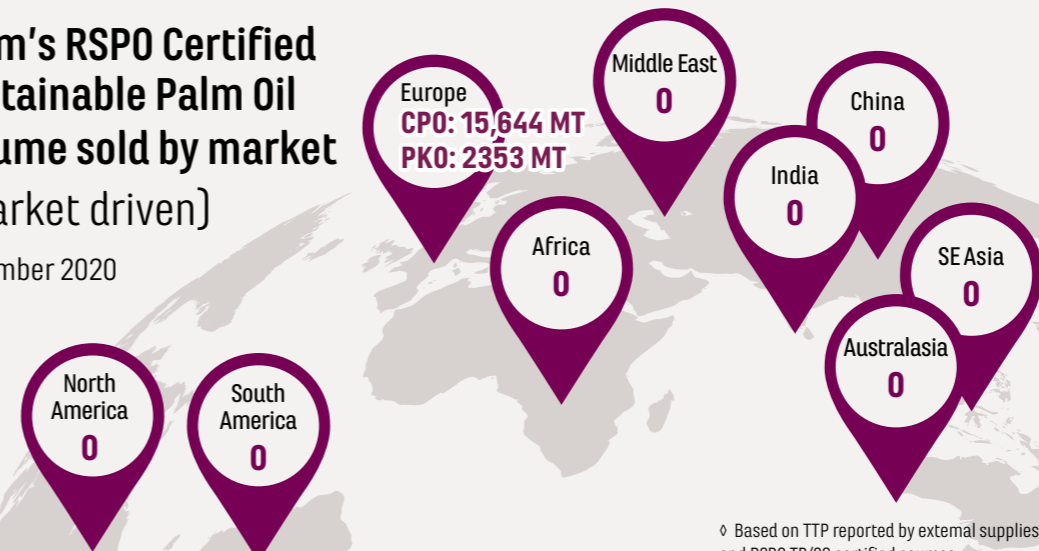
[△] includes OPG plantation area and smallholder scheme area
[△] From 2012 to Q2, 2021

Olam's traceable volumes procured by regions



Olam's Rspo Certified Sustainable Palm Oil volume sold by market (market driven)

December 2020



[◇] Based on TTP reported by external suppliers and Rspo TP/SG certified sources

Useful links

- [Olam Sustainable Palm Policy](#)
- [Olam Supplier Code](#)
- [Olam Palm Grievance Procedure and Olam Palm Grievance Log](#)



- [Mill List](#)
- [GHG Reports](#)
- [Annual Progress Update](#)
- [Rspo Certification Time Bound Action Plan](#)
- [FAQ and Reports](#)

For any public documents please contact
palmsustainability@olamnet.com