



# Palm Quarterly Dashboard



## Upstream<sup>△</sup>



On target



## Supply chain



**Olam**  
 As of Q2, 2021

## Olam Palm Gabon plantation statistics<sup>△</sup>

202,000 ha Concession land area of which 112,455 ha are certified

**99,000 ha** are protected as High Conservation Value areas

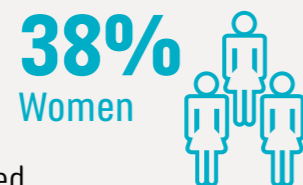
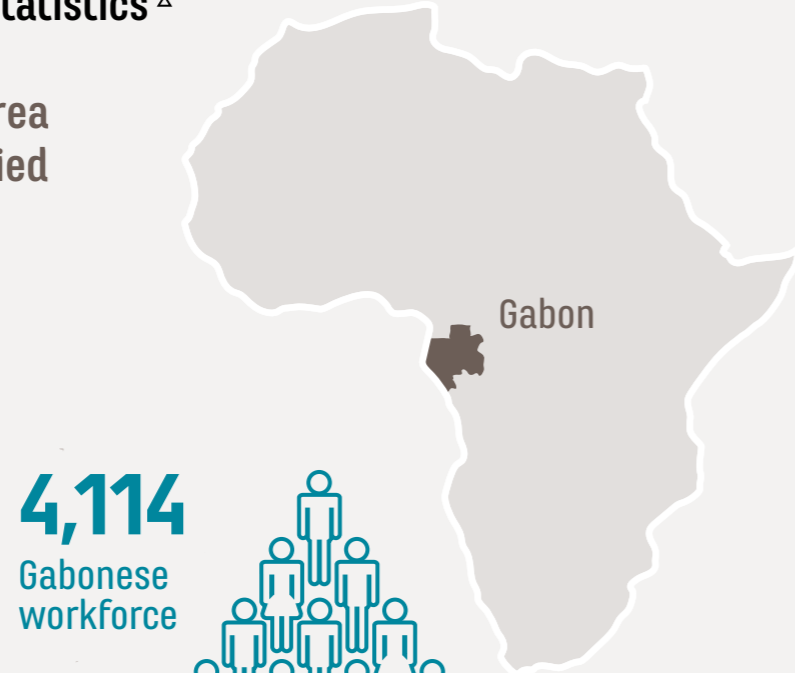
**60<sup>△</sup>** Villages benefitting from community investment

Infrastructure includes **Health Medical Clinic/ Dispensaries** 11 built/ renovated

**Education**  
 16 schools/classrooms built  
 22 schools renovated  
 22 teachers' houses built

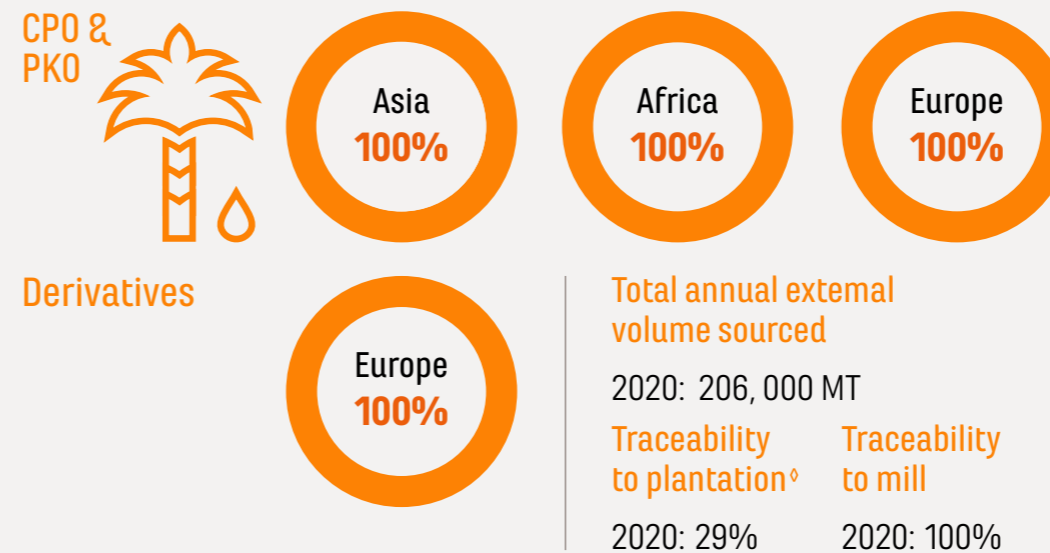
**Water**  
 117 fresh water wells built/restored

**Energy**  
 2017 solar street lights installed/restored



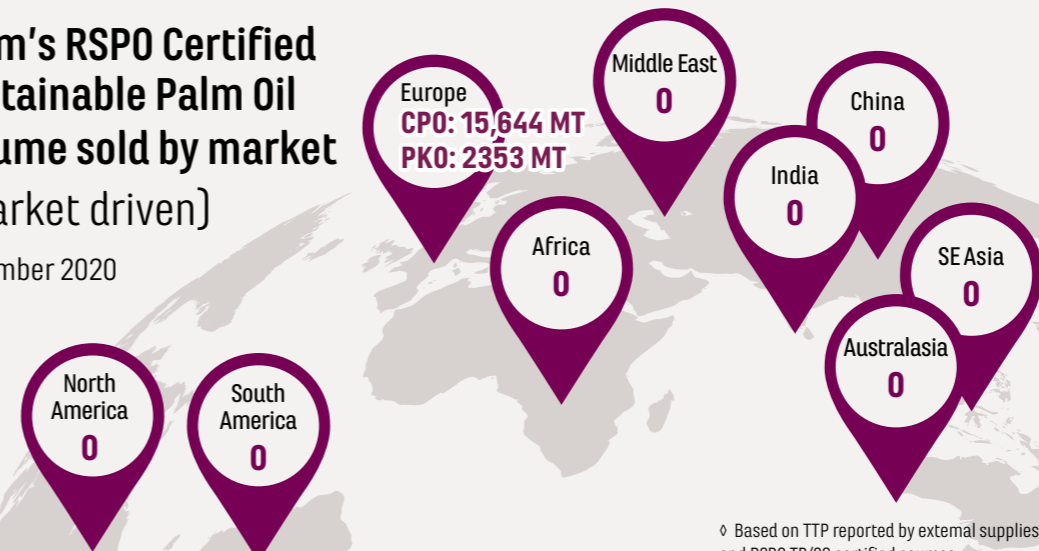
<sup>△</sup> includes OPG plantation area and smallholder scheme area  
<sup>△</sup> From 2012 to Q2, 2021

## Olam's traceable volumes procured by regions



## Olam's Rspo Certified Sustainable Palm Oil volume sold by market (market driven)

December 2020



<sup>◇</sup> Based on TTP reported by external suppliers and Rspo TP/SG certified sources

## Useful links

- [Olam Sustainable Palm Policy](#)
- [Olam Supplier Code](#)
- [Olam Palm Grievance Procedure and Olam Palm Grievance Log](#)



- [Mill List](#)
- [GHG Reports](#)
- [Annual Progress Update](#)
- [Rspo Certification Time Bound Action Plan](#)
- [FAQ and Reports](#)

For any public documents please contact  
[palmsustainability@olamnet.com](mailto:palmsustainability@olamnet.com)