


# Palm Quarterly Dashboard


2022



## Upstream<sup>△</sup>



On target



## Supply chain



**Olam**  
as per Q2 2022

Through Refineries and Trading Companies

## Olam Palm Gabon plantation statistics<sup>△</sup>

202,652 ha concession are 100% RSP0 certified  
38,363 ha concession are ISCC certified

**99,000 ha** are protected as High Conservation Value areas



**60<sup>△</sup>** Villages benefitting from community investment

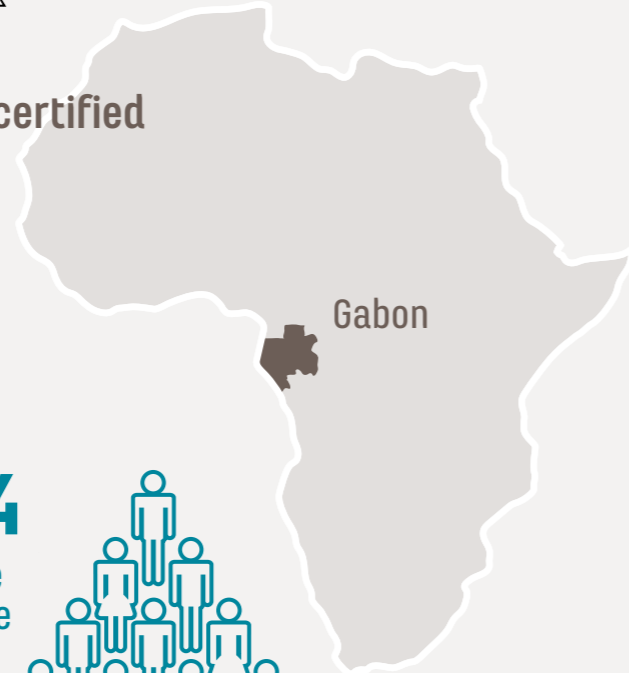
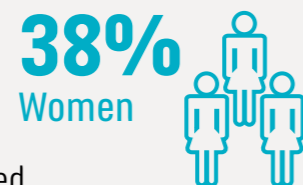


Infrastructure includes  
**Health Medical Clinic/ Dispensaries**  
11 built/ renovated

**Education**  
16 schools/classrooms built  
22 schools renovated  
22 teachers' houses built

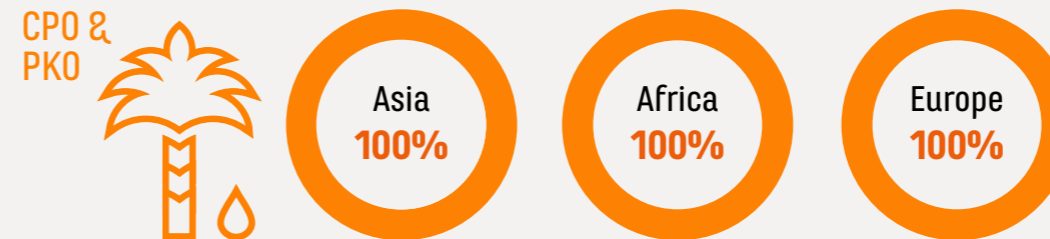
**Water**  
117 fresh water wells built/restored

**Energy**  
2017 solar street lights installed/restored



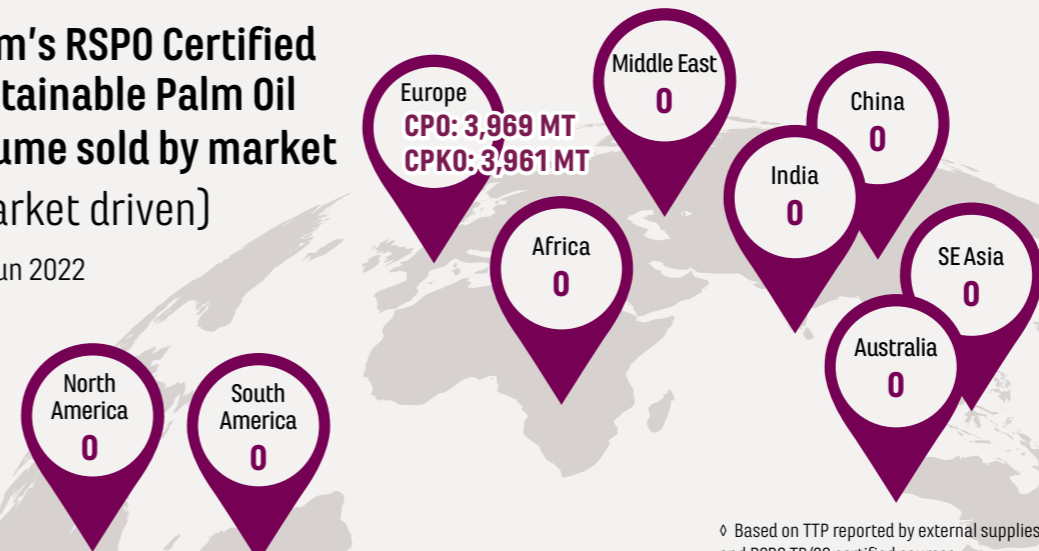
<sup>△</sup> includes OPG plantation area and smallholder scheme area  
<sup>△</sup> From 2012 to Q4, 2021

## Olam's traceable volumes procured by regions



## Olam's RSP0 Certified Sustainable Palm Oil volume sold by market (market driven)

Jan-Jun 2022



<sup>◇</sup> Based on TTP reported by external supplies and RSP0 TP/SG certified sources

## Useful links

- [Olam Sustainable Palm Policy](#)
- [Olam Supplier Code](#)
- [Olam Palm Grievance Procedure and Olam Palm Grievance Log](#)



- [Mill List Q2 2022](#)
- [Mill List 2021](#)
- [GHG Reports](#)
- [Annual Progress Update](#)
- [RSP0 Certification Time Bound Action Plan](#)
- [FAQ and Reports](#)

For any public documents please contact

palmsustainability@olamnet.com